

SELVA  
AZUL  
(Blue jungle)

Para Contrabajo Solo

(For solo Doublebass)

SERGIO ANDRÉS CASTRILLÓN FICILA  
2014

## Preface

The piece should be played by heart using **white** or **black** outfit and barefoot.

For **women**: Wear dress and hair down (If she has long hair) **NOT ELEGANT!!!**

For **men**: Wear shirt and pants and hair down (If he has long hair) **NOT ELEGANT!!! NO SUIT!!!**

The outfit must represent savageness and the performer must feel as a primitive being into the "Blue Jungle". The outfit could be also a modern urban outfit but preferably must be primitive.


This piece means rituality and creativity, it combines improvisation with music theater.

It is a part of a series of pieces for solo instruments and solo with electronics. It is also part of a string quartet project\*.

The duration of the piece depends on the performer.

\* Together with: "Yellow Jungle" for violin, "Red Jungle" for viola and "I am the Jungle" for cello, the piece could be played in Duo, Trio or Quartet

# (Saxse Indications)



These gestures indicate a state of the performer, namely, the performer should get the disposition and represent the meaning of the gesture. According to the feeling that it gives as a theatrical and stagey gesture, the performer must be into the gesture properly. Otherwise, the purpose of the piece will not be achieved.

: Circular bowing


(M.O) Modo Ordinario    (S.P) Sul ponti cello    (A.S.P) Altrosul ponti cello    (S.T) Sul tasto

: Highest note possible (short)

: Overpressure

: Note to be played Between the neck and bridge. According to the position in the saxse could be lower or higher. Always Tremolo

: Note to be played Between the neck and bridge. According to the position could be played lower or higher. Non Tremolo



The lines connecting the boxes indicates the duration of the transition between each box. Namely, if the line is long the transition must be longer than the short ones.

# SELVA AZUL

(Blue Jungle)  
For Double Bass

Serenformets. 2014  
To: Eero Tirkkanen


A Calmado  
(Calm)

1

IV

Find multiphonics (overtones) with and without overpressure and play them randomly as you want (Any kind of Bowing is allowed, but the multiphonic must be clear) E.G.

Freely



fff → Keep it on [Feel free to find as much as you can]

2 IV

With the same multiphonics that you found start a trill between the open string and the other note. (Bowling indication below)

Like Flashes

order

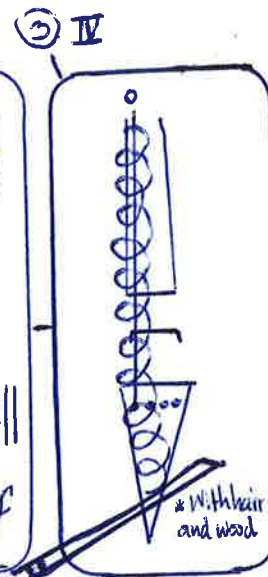
Randomly

$\uparrow \downarrow \uparrow \downarrow \uparrow \downarrow \uparrow \downarrow \uparrow \downarrow \uparrow \downarrow \uparrow \downarrow \uparrow \downarrow \uparrow$

|| (S.P) (M.D) (S.T) (A.S.P) (S.T) (M.D) (S.T) ||

p

ff



[Slowly]  
p (No pressure)

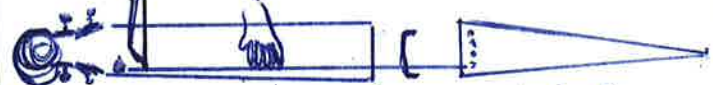
IV

B Furioso  
(Angry)

4

R.H L.H

With hair and wood



Move fingers randomly from this position to the (A.S.P) Harmonics and pisset sound allowed.

ff

5

Pizz\* on the region indicated (Any order)



\* With Fingernail

mf

6

Combine the 5 previous boxes specifications. on I string (6 always as it is)

Dynamic range below

$f > mf < ff < fff > f$

In any order and around 30 seconds or more

③ Muy calmado  
(Very calmed)

⑦ I

f sf

p Flautando

⑧ IV

(1/2) f mf

p f mf

(S.P.) (S.T.)

Increase the velocity more and more and build melodies with the harmonics (Freely)

⑨

Improvise freely with the elements exposed before this number (⑦-⑧). Any kind of combination is allowed, also variations of the materials. Feel free to improvise new ideas based on the previous gestures. (Around 30 seconds or more)

Bow shifting (In any order)

- Collegno eeee
- Legno and hair eeee
- Normale eeee

(x 3)

[Each repeating with different Bowing]

④ Menos Furioso  
Less Angry

⑩

L.H } Tapping and open string pizz all over the finger board (Any pitch allowed)

L.H } Hit the body with the fingers.

R.H } Scratch the body with the fingers up and down

R.H } Rub the bridge tail piece and spike with a tremolo. (Use also bow if need more volume)

⑪

II

p mp f

Bow (S.T.) (M.C.) (S.P.) (A.S.P.) (S.P.)

⑫

Whistle a trill as a bird changing pitches randomly all the time

III

(S.T.) (S.P.) (A.S.P.)

mp fff