


Yo soy LA SELVA
(I am the Jungle)

Para Violoncello
Solo
(For solo Cello)

SERGIO ANDRÉS CASTELLÓN FERRERA
2014



Preface

The piece should be played by heart using white or black outfit and barefoot.

For women: Wear dress and hair down (If she has long hair) NOT ELEGANT!!!

For man: Wear shirt and pants and hair down (If he has long hair) NOT ELEGANT!!! NO SUIT!!!

The outfit must represent savageness and the performer must feel as a primitive being that represents the "jungle itself". The outfit could be also a modern urban outfit but preferably must be primitive.

This piece means rituality and creativity, it combines improvisation with music theater.

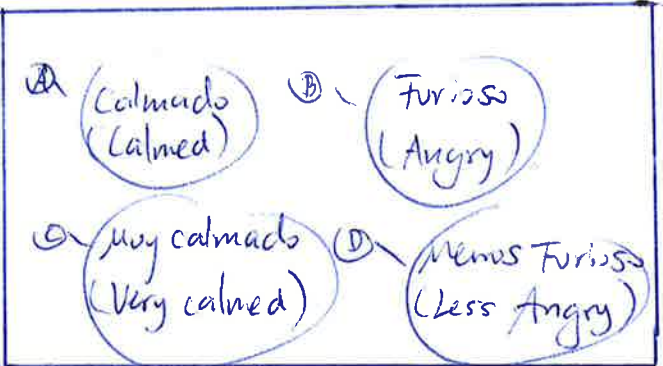
It is part of a series of pieces for solo instruments and solo with electronics. It's also part of a string quartet project*

The duration of the piece depends on the performer.

* Together with "Yellow Jungli" for Violin, "Red Jungli" for Viola, and "Blue Jungli" for double bass

The piece could be played in Duo, Trio or Quartet.

Score Indications



These gestures indicate a state of the performer, namely, the performer should get the disposition and represent the meaning of the gesture. According to the feeling that it gives as a theatrical and stagey gesture, the performer must be into the gesture properly. Otherwise, the purpose of the piece will not be achieved.

: Circular bowing

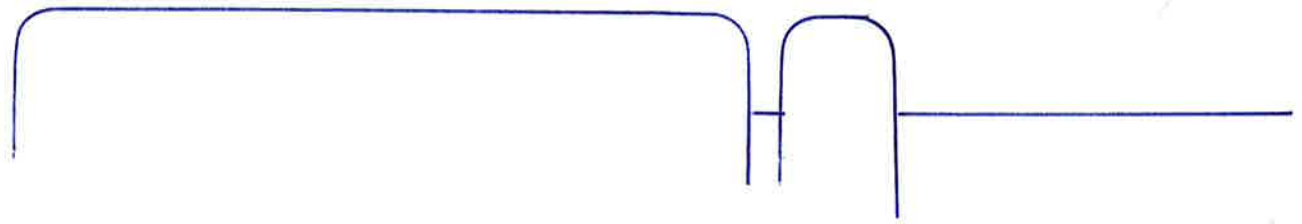
(M.O) Modo Ordinario (S.P) Sol ponticello (A.S.P) Alto sol ponticello (S.T) Sol taato

: Highest not possible (Short)

= Overpressure

: Note to be played Between the bridge and the finger board According to the position in the score could be lower or higher. Always tremolo

: Note to be played Between the bridge and the finger board. According to the position in the score could be played lower or higher. Non-tremolo



The lines connecting the boxes indicate the duration of the transition between each box. Namely, if the line is long the transition must be larger than the short one.

I am the jungle (Yo soy la selva) For solo Cello

Sebastian Castillo 2014
To: SEBASTIÁN CASTILLO

(A) Calmado
(Calm)

① **IV**
Find multiphonics (overtones) with and without over-pressure and play them randomly as you want (Any kind of bowing is allowed, but the multiphonic must be clear) E.G.

Freely

fff → Keep it on [Feel free to find as much as you can]

② **IV**
With some of the multiphonics that you found start a trill between the open string and the other note. (Bowling indication below)
like flashes
Order Randomly

||: (SP) - (M.O) (ST) (ASP) (ST) (MO) (ST) :||

p ————— *ff*

③ **(II-III-I)**
Note with left hand
Any position allowed

[Slowly]

(B) Muy calmado
(Very calm)

Repeat this gesture many times with different dynamics and velocities

④
L.H: Rub the wood up and down producing sound from *p* to *ff*

R.H: Play on III long notes or one note going from (ST) to (SP) or (ASP) (Open string)

⑤
L.H Play notes randomly above and below the bow reaching all the strings.

R.H Play on all the strings from (ASP) to (ST) and eye up towards the scroll (Tremolo allowed)

⑥
Combine the 5 periods boxes.
Dynamics below
f > *mf* < *ff* >
In any order and around 30 seconds or more.

③ Furioso
Angry

I

tr

④ III

⑤

Improvise freely with the elements exposed before this number (3-5) Any kind of combination is allowed also variations of the materials. Feel free to improvise new ideas.
(around 30 sec) or more

Bow shifting
(In any order)

{ Col legno eee
legno and hair eee
Normale

(x3)

{ Each repeating
with different
bowing }

④ Menos furioso
Less Angry

10

Write a trill changing pitches randomly all the time (like a bird)

11

12

p ————— sffp >