

SELVA  
AMARILLA  
(YELLOW JUNGLE)

Para Violín Solo  
(For solo Violin)

SERGIO ANDRÉS CASTRUOVO ARCELA  
2014

## Preface

The piece should be played by heart using white or black outfit and barefoot.

For women: Wear dress and hair down (If she has long hair) NOT ELEGANT!!!

For men: Wear shirt and pants, hair down (If he has long hair) NOT ELEGANT!!! NOT SUIT!!!

The outfit must represent savageness and the performer must feel as a primitive being into the "Yellow Jungle". The outfit could be also a modern urban outfit but preferably must be primitive.

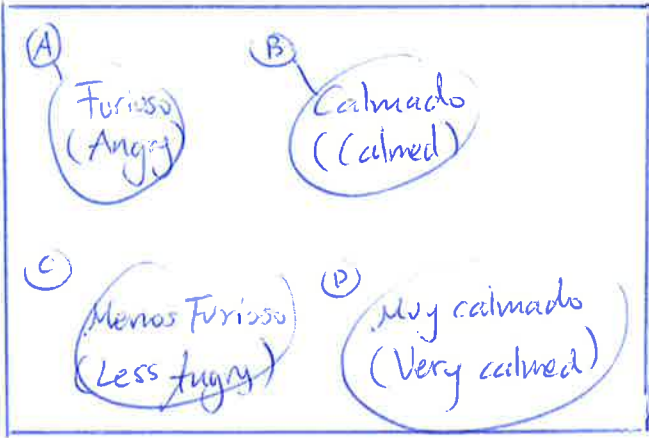
This piece means rituality and creativity, it combines improvisation with music theater.

It is part of a series of pieces for solo instruments and solo with electronics. It is also part of a string quartet project. \*

The duration of the piece depends on the performer.

\* Together with: "Blue Jungle" for Doublebass, "Red Jungle" for Viola and "Tan the Jungle" for Cello, the piece could be played in Duo, Trio or Quartet.

# Score Indications



These gestures indicate a state of the performer, namely, the performer should get the disposition and represent the meaning of the gesture. According to the feeling that it gives as a theatrical and stagey gesture, the performer must be into the gestures properly. Otherwise, the purpose of the piece will not be achieved.

llllllll = Circular bowing


(M.O) Modo Ordinario    (S.P) Sul Ponti cello    (A.S.P) Alto sul Ponti Cello    (S.T) Sil Tasto

↑ = Highest note possible (short)

⌘ = Over pressure

⚡ = Note between the neck and bridge  
According to the position in the score could be lower or higher. It has to be played always tremolo.

⚡ = Note between the neck and bridge according to the position could be lower or higher. Non Tremolo.



The lines connecting the boxes indicate the duration of the transition between each box, namely, if the line is long the transition must be longer than the short ones.

**A**  
 Furioso  
 (Angry)

# YELLOW JUNGLE

(Selva Amarilla)  
 for Violin

Selva Amarilla  
 2014  
 To: Aleksis Santavuori

I and II

1 Find multiphonics (overtones) with and without overpressure and play them randomly as you want (Any bowing is allowed) The multiphonic must be clear. E.g.

Freely




fff → Keep it on (Feel free to find as much as you can.)

2

With the same multiphonics that you found start a trill between the open string and the other note. Bowing indications below.

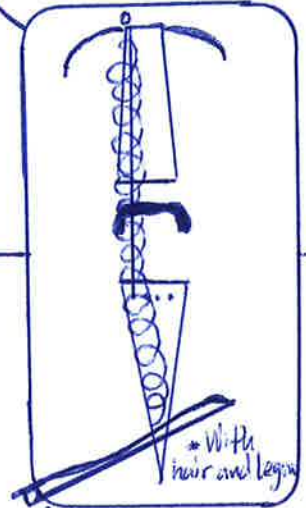
Like flashes



x3

(Each repeating with different velocity)

3 IV



[As fast as possible]

B

Calmado  
 (Calm)

4 Shift pizz and tapping as well as percussions in the region marked



L.H

f sempre

R.H

→ Hair and wood

→ Tremolo on I, II, III and IV randomly changing



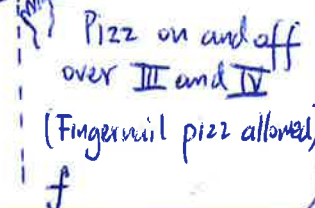
5

Tremolo with the bow going from over the bridge to the head (I and II)



pp sempre (flautando)

Pizz on and off over III and IV (Fingernail pizz allowed)



6

Combine the 5 previous boxes specifications on IV and V  
 Dynamic range below



In any order and around 30 seconds.

11

Menos Furioso  
(Less angry)

9

flautando

8

Increase the velocity more and more and build melodies with the harmonics (Freely)

Improvise freely with the elements exposed before this number (1-8)  
Any kind of combination is allowed, also variations of the materials.  
Feel free to improvise new ideas based on the previous gestures  
(Around 30 seconds)

Bow shifting (In any order)

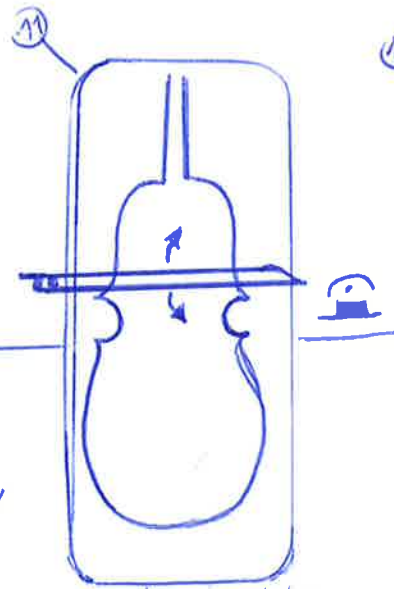
- Normale
- colle-joint
- Legno and hair

x3  
Each repeating with different bowing

Mol calnado  
(Very calmed)

10

L.V



Scratch the hair of the bow against the back.

12

Whistle a trill as a bird changing pitches randomly all the time