

3 piezas

A-Formales

(3 A-formal pieces)

for solo ~~CELLO~~

(para violonchelo
solo)

SERGIO ANDRÉS CASTRILLÓN
ARCILA

(2009)

General Indications

Time: The writing is proportional, namely the performer must use a stopwatch to guide him/herself during the pieces.

Each phrase, gesture should be fit in the timeframe indicated. The expressive suggestions will lead the perception of time in the pieces. For instance, the performer should interpret in his/her own way the (Relaxed or lontano) indications.

Pitch = All the pitches are chosen by the performer. However, it's important to keep them in the register indicated.

Timbre: The pieces suggest different timbral changes that should be carefully achieved. For instance the bow transitions $M.O \rightarrow S.P \rightarrow ST$ and the different treatment of the \downarrow , \downarrow and \downarrow must be distinguished properly.

3 A-Formal pieces can be amplified as well as played with a gentle reverb effect.

Indicaciones Generales

Tiempo: La escritura temporal es proporcional, es decir, el intérprete deberá usar un cronómetro para guiarse a sí mismo durante las piezas.

Cada frase, gesto debe coincidir con el marco de tiempo indicado. Las indicaciones de expresión llevarán la percepción del tiempo de las piezas también. Por ejemplo el intérprete debe expresar en su propio modo (Tranquilo, lontano) las indicaciones.

Alturas = Todas las alturas serán elegidas por el intérprete. Sin embargo es importante mantenerlas en el registro indicado.

Timbre: Las piezas sugieren cambios tímbricos diferentes que deben ser logrados cuidadosamente. Por ejemplo las transiciones de arco $M.O \rightarrow S.P \rightarrow ST$ y los diferentes tratamientos de \downarrow , \downarrow and \downarrow deben ser distinguidos propiamente.

3 piezas A-Formales pueden amplificarse y ser tocadas con una leve reverberación

#1

(Indications / Indicaciones)

H.R (Registro alto)
 M.R (Registro Medio)
 L.R (Registro bajo)

This indicates the region where the gestures should be played.
 Depending on the position of the notes, each register itself has low, middle and high regions.

o = Bartok pizz
 L.V = let vibrate
 Tremolo pizz = Tremolo in pizz as fast as possible.
 (Right hand) the performer can use one, two, or three fingers.
 t t t t t = left hand pizz on natural harmonic sound

S.T = Sul tasto
 M.O = Modo ordinario
 S.P = Sul ponticello
 ♪ = Natural harmonic sound
 ♪ = pressed note
 ♪ = superficial note, without pressing the string (artificial harmonic sound allowed)

H.R (Registro alto)
 M.R (Registro medio)
 L.R (Registro bajo)

Esto indica la región donde los gestos deben ser hechos.
 Dependiendo de la posición de las notas, cada registro tiene regiones bajas, medias y agudas.

o = Pizzicato Bartok
 L.V = Dejar vibrar
 Tremolo pizz = Trémolo en pizzicato lo más rápido posible. El intérprete (mano derecha) puede usar dos o tres dedos.
 t t t t t = Pizzicato con la mano izquierda en armónicos naturales

S.T = Sul tasto
 M.O = Modo ordinario
 S.P = Sul ponticello
 ♪ = Armónico natural
 ♪ = Nota presionada
 ♪ = Nota superficial, sin presionar la cuerda (se puede usar armónico artificial también)

San Francisco Symphony
2009
Breuss/Alice

#1

VIOLONCELLO
SOLO (Tranquilo/Relaxed)

(A) 0'

1'00"

H.R
(Registro alto)

M.R
(Registro medio)

L.R
(Registro bajo)

Handwritten musical score for the first system. It consists of three staves: H.R (High Register), M.R (Medium Register), and L.R (Low Register). The H.R staff contains two large, dark, irregular shapes representing notes. The M.R staff contains a few notes and a 'pizz' (pizzicato) marking. The L.R staff contains notes, a 'pizz' marking, and a 'Tremolo pizz' marking. The score is divided into three measures. The first measure has a dynamic of *ff*. The second measure has a dynamic of *f*. The third measure has a dynamic of *ff* and includes a 'Tremolo pizz' marking. There are also some handwritten notes like 'ST', 'MO', and 'S.P' with arrows indicating performance techniques or sections.

ff *mf* *ff* *f* *p* *f* *ff*

2'00"

H.R

M.R

L.R

Handwritten musical score for the second system. It consists of three staves: H.R, M.R, and L.R. The H.R staff contains notes and a large, dark, irregular shape. The M.R staff contains notes and a large, dark, irregular shape. The L.R staff contains notes and a 'Tremolo pizz' marking. The score is divided into three measures. The first measure has a dynamic of *f*. The second measure has a dynamic of *sfz*. The third measure has a dynamic of *f*. There are also some handwritten notes like 'S.P', 'M.O', and 'S.P' with arrows indicating performance techniques or sections.

f *sfz* *f*

(B)

2'30"

H.R

Handwritten musical notation for the first system. The H.R. staff contains notes with stems and diamond-shaped symbols, including a slur over a note and a rest. The M.R. staff contains notes with stems and diamond-shaped symbols, including a slur over a note and a rest. The L.R. staff contains notes with stems and diamond-shaped symbols, including a slur over a note and a rest.

mf *f* \Rightarrow *mf* *f* \Rightarrow *mf* *f* *mp* \Rightarrow

H.R

3'00"

M.R

Handwritten musical notation for the second system. The H.R. staff contains notes with stems and diamond-shaped symbols, including a slur over a note and a rest. The M.R. staff contains notes with stems and diamond-shaped symbols, including a slur over a note and a rest. The L.R. staff contains notes with stems and diamond-shaped symbols, including a slur over a note and a rest.

mf \Rightarrow *mp* \Rightarrow *f* \Rightarrow *ff* *f*

(B) (A)

H.R

M.R

L.R

mf

(A)

H.R

M.R

L.R

Tremolo pizz

ST → M.O → S.P → M.O

pp → f → p → mf → f → ff

FINE


#2

(Indicaciones/Indicaciones)


H.R
 (Registro alto) — This indicates the region where
 the gestures should be played.
 M.R
 (Registro medio) — Depending on the position of
 the notes, each register itself
 L.R
 (Registro bajo) — has low, middle and high regions.

 = Free intervals

 = Superficial note, without pressing
 the string (artificial harmonic
 sound allowed)

 = Natural harmonic sound

 = Left hand pizz in open string

 = Multiphonic (free pitch and
 free technique)
 But you must achieve three
 sounds at least

 = Over pressure

L.V = Let vibrate


 = Pressed note


H.R
 (Registro alto) — Esto indica la región donde
 los gestos deben ser tocados.
 M.R
 (Registro medio) — Dependiendo de la posición de
 las notas cada registro tiene
 L.R
 (Registro bajo) — regiones bajas, medias y agudas

 = Intervalos libres

 = Nota superficial, sin presionar
 la cuerda

 = Armónico natural

 = Pizz con la mano izquierda
 en cuerda al aire

 = Multifónico (Altura libre y
 técnica libre)
 Pero se deben escuchar tres
 sonidos al menos

 = bobe presión
 de arco

L.V = Dejar vibrar

 = Nota presionada

Voluchelo Solo

(Rápido/Fast)

#2

José Manuel Domínguez
(2008)
Brenas Aires

(A) 0

H.R.
(Registro alto)

M.R.
(Registro medio)

L.R.
(Registro bajo)

The first system of musical notation consists of three staves. The top staff (H.R.) is mostly empty, with a few notes in the second measure. The middle staff (M.R.) contains a solid black bar in the first measure, followed by notes in the second and third measures. The bottom staff (L.R.) contains notes in the first, second, and third measures. Dynamic markings include a forte 'f' under the first measure and accents over notes in the second and third measures.

f

The second system of musical notation consists of three staves. The top staff (H.R.) has notes in the second and third measures. The middle staff (M.R.) has notes in the second and third measures. The bottom staff (L.R.) has notes in the first, second, and third measures. Dynamic markings include a mezzo-forte 'mf' under the first measure, a forte 'f' under the second measure, and the word 'siempre' under the third measure. There are also accents over notes in the second and third measures.

mf

f siempre

Handwritten musical score for three staves: (H.R.), (M.R.), and (L.R.).

Staff (H.R.):

- Measure 1: A dotted quarter note on the second line, tied to the next measure.
- Measure 2: A dotted quarter note on the second line.
- Measure 3: A dotted quarter note on the second line.
- Measure 4: A dotted quarter note on the second line.

Staff (M.R.):

- Measure 1: A quarter note on the first line.
- Measure 2: A quarter note on the first line.
- Measure 3: A quarter note on the first line.
- Measure 4: A quarter note on the first line.

Staff (L.R.):

- Measure 1: A quarter note on the first line.
- Measure 2: A quarter note on the first line.
- Measure 3: A quarter note on the first line.
- Measure 4: A quarter note on the first line.

Dynamic markings and performance instructions:

- mf* (mezzo-forte) under the first measure.
- f* (forte) under the second measure.
- ff* (fortissimo) under the third measure, with the instruction *sempre molto vibrato* (always very vibrato).

(A₁)

0'55"

Handwritten musical score for three staves: (H.R.), (M.R.), and (L.R.).

Staff (H.R.):

- Measure 1: A dotted quarter note on the second line.
- Measure 2: A dotted quarter note on the second line.
- Measure 3: A dotted quarter note on the second line.
- Measure 4: A dotted quarter note on the second line.

Staff (M.R.):

- Measure 1: A quarter note on the first line.
- Measure 2: A quarter note on the first line.
- Measure 3: A quarter note on the first line.
- Measure 4: A quarter note on the first line.

Staff (L.R.):

- Measure 1: A quarter note on the first line.
- Measure 2: A quarter note on the first line.
- Measure 3: A quarter note on the first line.
- Measure 4: A quarter note on the first line.

(H.R.)

(M.R.)

(L.R.)

L.V.

L.V.

(H.R.)

(M.R.)

(L.R.)

L.V.

pizz

C

Ⓑ 145" (Rhythmical/Ritmico)

The first system of handwritten musical notation consists of three staves labeled (H.R.), (M.R.), and (L.R.). The (H.R.) staff contains a sequence of notes with stems pointing up, including quarter notes, eighth notes, and a dotted quarter note. The (M.R.) staff contains notes with stems pointing down, including quarter notes, eighth notes, and a dotted quarter note. The (L.R.) staff is empty. The notation includes several accents (marked with a '7') and slurs.

mf siempre

The second system of handwritten musical notation consists of three staves labeled (H.R.), (M.R.), and (L.R.). The (H.R.) staff contains notes with stems pointing up, including quarter notes, eighth notes, and a dotted quarter note, with some notes slurred together. The (M.R.) staff contains notes with stems pointing down, including quarter notes, eighth notes, and a dotted quarter note, with some notes slurred together. The (L.R.) staff is empty. The notation includes several accents (marked with a '7') and slurs.

rit

© (May Vento) (Very Slow)
2'10"

(H.R.)

(M.R.)

(L.R.)

p

Ⓐ (Rápido/Fast)

3'15"

(H.R.)

(M.R.)

(L.R.)

p


f

pizz

Fin!
Fin!


#3

(Indications / Indicaciones)



 L.R. (Registro bajo)
 T.P. (Tira cuerdas)
 = Play in the low register, use left hand only.
 = Rub the bow in the tail piece (Any region)

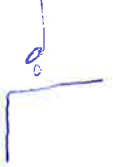

 = Increase and decrease the velocity of the gesture


M.O. → S.P. → M.O. = Transition ^{Bow}
 M.O. = Modo Ordinario
 S.P. = Sol ponticello



 = Natural harmonic sound

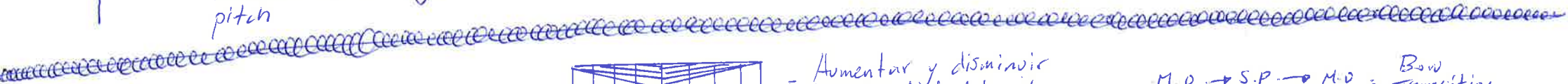

 = Pressed note



 = Superficial note, without pressing the string (artificial harmonic sound allowed)

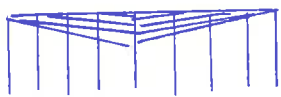

 = Notes out of the frame indicate extreme high pitch


 = Fixed 1/2 tone trill


 = 1/2 tone trill but changing the pitch according with the graphic.






 L.R. (Registro bajo)
 T.P. (Tira cuerdas)
 = Tocar en el registro bajo, usar solo la mano izquierda
 = Frotar el arco en el tira cuerdas (En cualquier region)



 = Aumentar y disminuir la velocidad del gesto


M.O. → S.P. → M.O. = Transition ^{Bow}
 M.O. = Modo Ordinario
 S.P. = Sol ponticello



 = Armónico natural


 = Nota presionada


 = Nota superficial, sin presionar la cuerda (Se puede usar armónico artificial también)


 = Las notas fuera del marco indican alturas externas


 = Trillo de 1/2 tono fijo


 = Trillo de 1/2 tono pero cambiando la altura según el gráfico.

Note: The indications regarding (H.R), (M.R) and (L.R) are the same as in piece #1 and #2.

Note: Las indicaciones acerca de (Registro alto), (Registro medio) y (Registro bajo) son las mismas que en la pieza #1 y #2

Violonchelo Solo

#3

Sebastián Fracía Castriotto
(2009)
BUENOS AIRES

(A) (Rhythmical/Rítmico)

0'30"

L.R (Registro bajo)

Tapping and hitting the strings and finger board → Rubbing the strings → Combine all techniques mentioned before

(T.P) (Tira cuerda)

mf ————— f

1'08"

(L.R) (Registro bajo)

(combine all techniques mentioned before) ————— Tapping

(T.P) (Tira cuerda)

col legno

p — f — mf — ff — siempre f rit

Ⓑ Lontano

H.R.
(Registro alto)

M.R.
(Registro medio)

L.R.
(Registro bajo)

Handwritten musical score for the first system. It consists of three staves: H.R. (Registro alto), M.R. (Registro medio), and L.R. (Registro bajo). The H.R. staff contains a circled 'arco' marking, followed by a series of notes with a 'gliss' marking. The M.R. staff has a few notes at the beginning. The L.R. staff is mostly empty. Below the staves, there are dynamic markings: 'mf' at the start, 'pp' in the middle, and 'mf' at the end. Performance instructions 'M.O.', 'S.P.', and 'M.O.' are written above the 'pp' and 'mf' markings. A double bar line is at the end of the system.

2'11"

H.R.
(Registro alto)

M.R.
(Registro medio)

L.R.
(Registro bajo)

Handwritten musical score for the second system. It consists of three staves: H.R. (Registro alto), M.R. (Registro medio), and L.R. (Registro bajo). The H.R. staff contains several notes with 'gliss' markings and a '7' marking. The M.R. staff has notes with diamond-shaped markings. The L.R. staff is empty. A double bar line is at the end of the system.

Handwritten musical score for three staves: (H.R.), (M.R.), and (L.R.).

The top staff (H.R.) contains a series of notes with stems and beams, accompanied by wavy lines above. The notes are: a quarter note, a quarter note, a pair of eighth notes, a pair of eighth notes, a quarter note, a quarter note, a pair of eighth notes, a pair of eighth notes, a quarter note, a quarter note, a pair of eighth notes, a pair of eighth notes, and a pair of eighth notes. The notes are connected by lines, suggesting a melodic line. Above the notes are several wavy lines, possibly representing a tremolo or a specific articulation. The top right of the staff is marked with $3'12''$.

The middle staff (M.R.) and bottom staff (L.R.) are mostly empty, with some faint markings at the end of the piece.

Below the staves, there is a long horizontal line with a double line underneath it, ending in the dynamic marking *mf*.

Handwritten musical score for three staves: (H.R.), (M.R.), and (L.R.).

The top staff (H.R.) contains notes with stems and beams, accompanied by wavy lines above. The notes are: a quarter note, a quarter note, a pair of eighth notes, a pair of eighth notes, a quarter note, a quarter note, a pair of eighth notes, a pair of eighth notes, a quarter note, a quarter note, a pair of eighth notes, a pair of eighth notes, and a pair of eighth notes. The notes are connected by lines, suggesting a melodic line. Above the notes are several wavy lines, possibly representing a tremolo or a specific articulation. The top right of the staff is marked with $337''$.

The middle staff (M.R.) and bottom staff (L.R.) are mostly empty, with some faint markings at the end of the piece.

Below the staves, there is a long horizontal line with a double line underneath it, ending in the dynamic marking *f*. Further to the right, there are dynamic markings *ff* and *fff*.

At the bottom right, there are the words "Fire!" and "End!!" written vertically.